



PALISADE







Bold Premium

Set new standards of a flagship SUV with the all-new PALISADE.
The striking design paired with bold stance and refined craftsmanship,
further strengthening premium identity.

Exterior

With a bold, architectural silhouette, the all-new PALISADE showcases premium proportions and a confident stance, establishing a commanding presence.



LED DRL & Positioning Lamps / Full LED Headlamps (Projection Type)



21-inch Alloy Wheels



Side Mirrors (LED Turn Indicators)



LED Rear Combination Lamps / Wrap-Around Skid Plate



Bold Presence

A classy silhouette paired with a luxury-evoking design exudes an unparalleled, commanding presence.



Premium Front Fascia



Premium Living Space

Interior

Calming space crafted with sophisticated fit and finish in every detail, focused to provide refined comfort.



Ambient Mood Lighting / Panoramic Curved Display (12.3-inch Cluster)

The all-new PALISADE is designed to adapt to diverse needs to ensure premium comfort and tailored experience for everyone.



Captain Seats (7-Seater) / Dual Panoramic Sunroof



7-Seater



8-Seater



8-Seater 6:4 Folding Seats (2nd row)



Remote Folding Seats (2nd & 3rd row)




Remote Folding System
Flat Folding Seats (3rd row)

Convenience

Expand your living space to new horizons with new and enhanced technologies, crafted to provide effortless comfort and seamless experience on the go.



Premium Relaxation Seats (7-Seater / 2nd row)



Digital Center Mirror (Full-Display Rearview Mirror)
100W High-Output USB-C Ports / Wireless charger



Dual-Swing Multi Console (with UV-C Sterilization)



Fingerprint Authentication System



Head-up Display (HUD)



Bose® Premium Sound System (14 speakers)



Digital Key 2.0





Hybrid

New hybrid system delivers powerful yet efficient power, with the onboard battery providing EV-like driving experience.

	System			Engine		Motor		
Smartstream Gasoline 2.5 T-GDI Hybrid Engine / Electric Motor	334	Maximum Power PS/ 5,800 rpm	46.9	Maximum Torque kgf·m/1,000~4,500 rpm	36.0	Maximum Torque kgf·m/1,800~4,500 rpm	264	Maximum Torque Nm/ ~1,900 rpm



1,015km Hybrid Driving Range

4WD HTRAC

PALISADE AWD provides optimal driving performance through actively distributing driving force to the front and rear wheels according to various driving situations.

* Engine and motor specifications may vary based on regional regulations. Please consult your local dealer.

Stay Mode

Paddle Shift-Regenerative Braking Mode

* Stay Mode will not operate if any of the following conditions occur:
if the State of Charge (SoC) is below 35%, the low fuel warning light is on
or the main battery relay is off, or if the vehicle is not in Park (P).

e-Comfort Drive



When passing speed bumps, this hybrid technology manages the motor to reduce vehicle pitch motion and provide a smooth ride.



When accelerating, the hybrid system controls the vehicle's motion such that the driver experiences less shaking and more linear acceleration.

e-Dynamic Drive



When the vehicle approaches a turn, the hybrid system regulates the vehicle's movement to execute torque vectoring while simultaneously maintaining the ideal level of tire grip for dynamic handling performance.



During lane change, this function provides a quick yaw response and improved cornering stability.





Safety

Advanced and proactive safety technologies are embedded into the design, prepared to assist and protect, ensuring peace of mind with the all-new PALISADE.



7 Airbags




Blind-Spot View Monitor (BVM)



Surround View Monitor (SVM)




Safe Exit Warning (SEW)



Parking Collision Avoidance Assist (PCA)

Reverse Parking Collision Avoidance Assist (PCA) provides a warning if there is a risk of collision with a rear object while reversing. After the warning, if the risk of collision increases, it automatically assists with emergency braking.



Forward/Side/Reverse Parking Distance Warning (PDW)

Forward/Side/Reverse Parking Distance Warning (PDW) warns against collisions with objects around the vehicle at low speeds.

* Advanced Driver Assistance Systems (ADAS) is designed to provide assistance with the operation of a vehicle, drivers must drive with caution at all times.

* Functions may not operate depending on the surroundings and driving conditions. Refer to the instruction manual for details.

* Actual specifications may vary depending on the trim, powertrain and specifications selected.

* Features and specifications may vary by market. Please consult your local dealer.





Calligraphy



21" Alloy Wheels (Optional)



Front Silver Skid Plate & Active Air Flaps



Rear Silver Skid Plate



Body Color Cladding




Suede Headliner



12.3-Inch Color LCD Cluster



Manual Curtains (2nd row)



Ventilated Seats (1st & 2nd row)




Heated Seats (3rd row)

* Features and specifications may vary by market. Please consult your local dealer.



Calligraphy



Black monotone



Brown monotone



Navy two-tone




Dark charcoal monotone

* Features and specifications may vary by market. Please consult your local dealer.

Exterior colors

Pearl / Metallic colors



* Features and specifications may vary by market. Please consult your local dealer.

Specifications

Classification		Smartstream G2.5 T-GDI HEV
Engine	Type	2.5 T-GDI Hybrid
	Displacement (cc)	2,497
	Max. Power (PS / rpm)	262 / 5,800
	Max. Torque (kgf·m / rpm)	36.0 / 1,800~4,500
Motor	Max. Power (k W)	54.0
	Max. Torque (Nm / rpm)	264 / ~1,900
System	Max. Power (PS / rpm)	334 / 5,800
	Max. Torque (kgf·m / rpm)	46.9 / 1,000~4,500
Suspension		
Front		McPherson Strut
Rear		Multi-Link Type
Tire		
235/65R18, 255/50R20, 265/45R21		
Dimensions		
Head Room (mm)	1st row (w/Sunroof) / 2nd row (w/Sunroof) / 3rd row (w/Sunroof)	1,054 (1,019) / 1,035 (1,005) / 959 (957)
Leg Room (mm)	1st row / 2nd row / 3rd row	1,052 / 1,052 / 815
Shoulder Room (mm)	1st row / 2nd row (w/Door Curtain) / 3rd row	1,560 / 1,550 (1,540) / 1,412

- ⓧ The above values are results from internal testing and are subject to change after validation.
- ⓧ Some of the equipment illustrated or described in this catalog may not be supplied as standard equipment and may be available at extra cost.
- ⓧ Hyundai Motor Company reserves the right to change specifications and equipment without prior notice.
- ⓧ The color plates shown may vary slightly from the actual colors due to the limitations of the printing process.
- ⓧ Please consult your dealer for full information and availability on colors and trims.



Unit : mm * Wheel tread •18ⓧ Wheel (Front/Rear) : 1,720/1,732 •20ⓧ Wheel (Front/Rear) : 1,709/1,721 * Overall length •Calligraphy : 5,065



3 YEARS **100,000km**
General Warranty**

8 YEARS **ELECTRIC BATTERY WARRANTY**
160,000km**

**Whichever comes first

Dealer stamp

Abans
AUTO
Authorized
Distributor

Hyundai Main Showroom
No. 65, Kirula Road, Colombo 05.
www.hyundaisrilanka.lk
Call - 011 200 7000