

Dealer Stamp



SANTA FE Hybrid

Abans
AUTO
Authorized
Distributor

Hyundai Main Showroom
No. 65, Kirula Road, Colombo 05.
Colombo City Centre
137, Sir James Pieris Mawatha, Colombo 02.
www.hyundaisrilanka.lk
WhatsApp or Call - 070 5 980 980



Experience everything.

Hyundai SANTA FE isn't just a vehicle; it's a gateway to new destinations and unforgettable experiences. It's a journey that allows you to embrace the thrill of driving a hybrid, a car that seamlessly integrates cutting-edge technology with unparalleled efficiency while enriching every aspect of your life. With SANTA FE, prepare to be captivated by the wonders that await you.



Rediscovering happiness.

No matter what lies ahead, SANTA FE ensures that every day begins on a high note. Whether it's your everyday routine or a special occasion to surprise your loved ones, the SANTA FE effortlessly accommodates your family, providing comfort, convenience, and style. Life is simply better in the company of SANTA FE, enhancing every moment along the way.



Designed to make a statement.





Command the road with confidence.

Immerse yourself in SANTA FE's commanding presence and luxurious design that exudes power, class, and prestige. Its wide cascading grille, coupled with the distinguished T-shaped LED daytime running lights, creates an awe-inspiring sight. The captivating touch of elegance and luxury makes a lasting impression on the road.

Cascading Radiator Grille



T-Shaped DRLs



LED Headlamps



Captivating from every angle.

As you glide along the open road, the sleek and aerodynamic profile of Hyundai SANTA FE effortlessly captures your attention. Its sculpted curves and confident outlook gives you an unrivaled presence wherever you go.

Chrome Beltline Molding



19" Alloy Wheels



Chrome Side Garnish





An aesthetic masterpiece.

The rear design of the Hyundai SANTA FE showcases a stylish and sporty look. The bold stance is accentuated by the sweeping horizontal line that seamlessly connects the rear combination lamps and tailgate garnish, while the striking rear LED lights and wide rear bumper add a touch of elegance and modernity to the design.

Sporty Bumper



LED Tail Lamps



Smart Auto Tailgate



Fuel your passion.

The Hyundai SANTA FE Hybrid.



Experience the thrill of the dynamic 1.6 Turbo GDi HEV engine, seamlessly integrating a gasoline engine and electric motor for exceptional hybrid performance. With remarkable fuel efficiency and All-Wheel Drive (AWD) capability, the SANTA FE ensures confident handling and control in various road conditions. Each drive becomes an exhilarating experience while keeping you in perfect harmony with the environment.

1.6 T-GDi Gasoline Engine

180 Maximum Power
ps/5,500rpm

27.0 Maximum Torque
kg.m/1,500~4,500 rpm

Hybrid Electric Motor

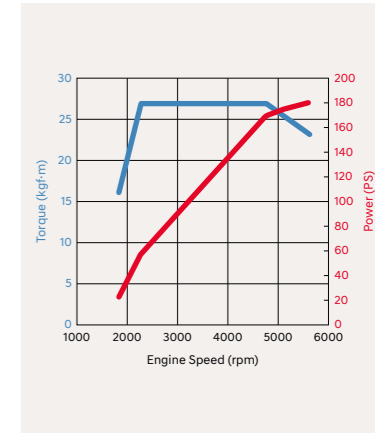
44.2kW Maximum Power

264Nm Maximum Torque

Combined System Output

169kW Maximum Power
@5,500rpm

350Nm Maximum Torque
@1,000~4,500 rpm



Master your drive.

From unmatched fuel efficiency to luxuriously smooth rides and exhilarating sporty drives – our versatile drive modes ensure you're always in control. And when adventure calls, our terrain mode elevates your journeys allowing you to confidently conquer varying terrains with enhanced traction control and optimized performance.

Multi-Terrain Control

When challenges arise, rely on Snow, Mud, and Sand modes for optimal traction on various rough terrains.





Choose how you drive.

With its versatile drive modes, SANTA FE anticipates your every driving need and road condition. Optimize your efficiency with Eco Mode or embrace dynamic performance using Sport Mode. Intuitively adapting to changing conditions, Smart Mode delivers a personalized and exhilarating drive.

ECO Mode



Sports Mode



Smart Mode

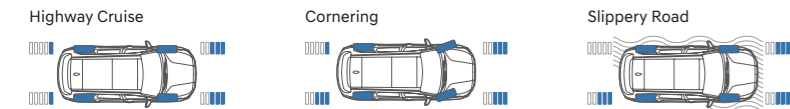


Ultimate control with HTRAC.

With Hyundai's advanced HTRAC system, conquer any terrain with confidence. This intelligent technology optimizes traction and stability, ensuring a smooth and enjoyable ride in diverse driving conditions. Whether you're navigating through challenging terrains or cruising along city streets, SANTA FE's HTRAC system ensures exceptional control and a peace of mind.

HTRAC All-Wheel Drive

This system automatically senses slippery or unstable driving conditions that even the driver may not detect and proactively balances power between the front and rear wheels to ensure stability at all times.



Where modern technology meets seamless convenience.

Experience the cutting-edge technology of the Hyundai Santa Fe, where convenience meets innovation. With the remote engine start, you can effortlessly initiate your journey from a distance, ensuring a comfortable climate before you step in. The push start button and smart keyless entry seamlessly streamline your driving experience, offering hassle-free access and ignition at your fingertips.

Remote Engine Start



Smart Keyless Entry



Push Start



Setting the stage for luxury.





Connected journeys on the go.

As you settle in, you'll discover a host of cutting-edge technologies at your fingertips. The state-of-the-art infotainment system offers smart connectivity with Android Auto and Apple CarPlay, allowing you to effortlessly integrate your phone and enjoy immersive audio through the premium sound system.

8" Infotainment System



Premium Harman Kardon Speakers



Upscaled space surrounding you.

Experience the intelligently designed console to elevate overall comfort and sophistication in the interior space. Immerse yourself in unmatched convenience and cutting-edge innovation as you interact with the high-tech controls and smart features, elevating your driving experience.



Premium Centre Console



Harmonious Comfort with Auto Dual-Zone Climate Control



Wireless Charger



Shift-By-Wire Automatic Transmission



Ventilated Seats



Heated Seats





Making every day comfortable.

Experience unrivaled comfort, advanced technology, and a luxurious ambiance inside with SANTA FE. Designed with an expansive 7-seat configuration, the generous cabin space ensures every passenger rides in the lap of luxury. Whether you're seated in the front or the back, the spacious interior promises ample room for relaxation and ease. In Hyundai SANTA FE, every moment spent behind the wheel is a testament to the art of making everyday journeys as comfortable, technologically advanced, and grand as possible.



Navigating the future.

The futuristic instrument cluster, complemented by a head-up display, creates a luxurious and high-tech ambiance. Seamlessly displaying all essential information, it grants you effortless control and access to a myriad of advanced features.



Multi-Function Steering Wheel

Media controls, cruise control and call controls



Heated Steering Wheel



12.3" Digital Driver's Display



Heads Up Display (HUD)



Luxury on demand.

From the ergonomically crafted front seats with adjustable options to the versatility of seating configurations, every journey is tailored to your comfort. Indulge in the luxury of heated and ventilated seats, ensuring a cozy and personalized driving experience for you and your passengers, making every journey a cherished memory.



Heated Leather Seats



Memory Seats



Ventilated Leather Seats



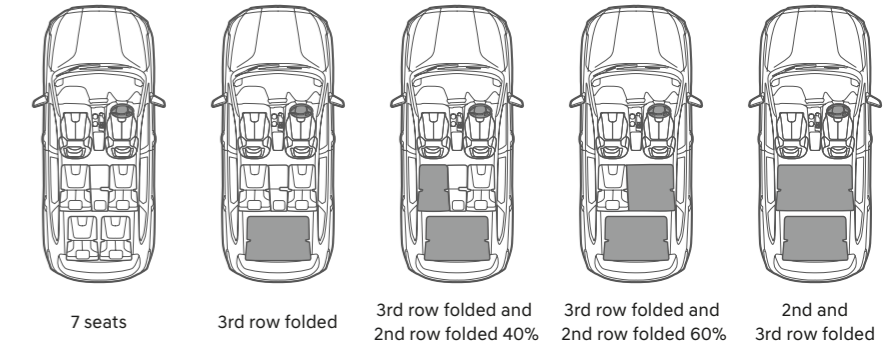
10-Way Power Adjustment + Driver 4-way Lumbar Support





Powered by comfort.

The flexible seating options and convenient features ensure you and your family are accommodated comfortably. Effortlessly fold and slide the second-row seats forward at the press of a button, providing smooth access to the third row. The redesigned platform maximizes space in the second row and cargo area, ensuring a comfortable journey for all.



2nd Row Seat Folding Button



Easy 3rd Row Access



Rear A/C





Safer journeys for you and your loved ones.

SANTA FE is designed to smartly minimize the dangers in our everyday driving environment to ensure safety. With its intelligent features and intuitive functionality, SANTA FE provides a reassuring driving experience that prioritizes your well-being. So, the next time you feel at ease backing out of a tight space or parking in a tricky spot, just know that SANTA FE's got your back. Beyond its undeniable elegance and features, SANTA FE also prioritizes your safety, ensuring every drive is as secure as it is splendid.

Traction Control



ISOFIX Child Restraint System



6 SRS Airbags



Rear Cross-Traffic Collision Warning



Blind Spot View Monitor



Rear Occupant Alert



Downhill Brake Control (DBC)



Hill-Start Assist Control (HAC)



Safe Exit Alert



Surround View Monitor



Front & Rear Parking Sensors



Features



T-Shaped Daytime Running Lights (DRLs)



Full LED Head Lamps



LED Outside Mirror Repeaters with Puddle Lamps



Chrome Outdoor Handles with Welcome Lights



Blind Spot Detection



Push Start Button



Shift-By-Wire Automatic Transmission



8" Infotainment System



Powered Seats



Rear Door Curtain



19" Alloy Rims



Panoramic Sunroof



Front & Rear Parking Sensors



Full LED Tail Lights



Smart Tailgate System



Wireless Phone Charging



Full Auto Dual Zone Air Conditioning System



Heated & Ventilated Front Seats



Paddle Shifters



3rd Row A/C


Interior colors



Black one-tone Interior



Camel two-tone Interior



Exterior colors



Polar White Metallic Silver Magnetic Force Oxford Blue Diamond Metallic Black Rain Forest



Specifications

Variant	Smart	Signature
Dimensions		
Body Type	D SUV	D SUV
Exterior L x W x H (mm)	4785 x 1900 x 1710	4785 x 1900 x 1710
Wheelbase (mm)	2765	2765
Ground Clearance (mm)	176	176
Kerb Weight (kg)	1780-1918	1845-1983
Gross Vehicle Weight (kg)	2580	2630
Minimum Turning Radius (m)	5.70	5.70
Number of Doors	5 doors	5 doors
Seating Capacity	7 persons	7 persons
Number of Seating Rows	3 rows	3 rows
Luggage Compartment Capacity (l)	782 Litre (max.)	782 Litre (max.)
Engine		
Fuel Type	Petrol	Petrol
Emission Standard	Euro 5	Euro 5
Displacement (cc)	1598	1598
Max. Power (kW (HP) / rpm)	132(177)/5500	132(177)/5500
Max. Torque (Nm / rpm)	265/1500-4500	265/1500-4500
Engine Type	1.6 T-GDi HEV Engine	1.6 T-GDi HEV Engine
Cylinders	In-Line 4-Cylinder	In-Line 4-Cylinder
Compression Ratio	10.5	10.5
Fuel System	GDI	GDI
Intake System	Turbo Charged	Turbo Charged
Electric Motor	Electric Motor type	Permanent Magnet Synchronous Motor
	Max. Power (kW)	44.2
	Max. Torque (Nm / rpm)	264/1600
Combined System Output	Max. Power (kW (HP) / rpm)	169(227)/5500
	Max. Torque (Nm / rpm)	350/1000-4400
Battery	Type	Lithium Ion Polymer
	Capacity (KWH)	1.49
	Voltage (V)	270
Fuel Tank Capacity (l)	67	67

Specifications

Variant	Smart	Signature
Drive Type & Transmission		
Drive	FWD	AWD
Transmission	6-Speed A/T	6-Speed A/T
Drive Mode Select	○ (Smart, Eco, Sport)	○ (Smart, Eco, Sport)
Multi-Terrain Mode	X	(Snow, Mud, Sand) + Active On-demand 4WD
Wheel & Tire		
Wheel & Tyre	Wheel Type	Alloy
	Wheel Size	19"
	Tyre Size	235/55 R19
Spare Tyre	Full Size Wheel & Tire	○
	Wheel Type	Alloy Wheel
Tyre pressure monitoring System	○	○
Suspension		
Front	MacPherson Strut Type	MacPherson Strut Type
Rear	Multi-link Type	Multi-link Type
Steering Wheel		
Steering Wheel	Material	4-Spoke Leather Wrapped + Heated
	Power Steering	○
	Adjustment	Tilt & Telescopic
Brake		
Brake	Front	17" Disc (Ventilated)
	Rear	17" Disc (Ventilated)
Anti-Lock Braking System (ABS)	○	○
Auto Brake Hold	○	○
Electronic Brake-Force Distribution (EBD)	○	○
Brake Assist (BA)	○	○
Electronic Stability Control (ESC)	○	○
Downhill Brake Control (DBC)	○	○
Hill-Start Assist Control (HAC)	○	○
Traction Control System (TC/TCS)	○	○
Parking Brake	Electronic Parking Brake (EPB)	○

Specifications

Variant		Smart	Signature
Brake			
Rear Axle Function	Differential Lock	X	○
Locks & Security			
Door Locking	Central Door Locking	○	○
	Speed Sensing Door Lock	○	○
	Child Safety Lock	○ (Manual)	○ (Power, Auto)
Powered Tail Gate	X	○	
Smart Tail Gate	○	○	
Key Set	Keyless Entry	Smart Entry	Smart Entry
	Burglar Alarm	○	○
	Push Start Button	○	○
Immobilizer	○	○	
Exterior			
Front Radiator Grille		Black & Chrome coating	Black & Chrome coating
Bumper	Front	Two Tone	Two Tone
	Rear	Two Tone	Two Tone
Side Mirror	Finish	Two Tone	Two Tone
	Electrically Adjustable	○	○
	Electrically Retractable	○ (Heated)	○ (Heated)
	Puddle lamps	○	○
	with Turn Signal	○	○
Mud Guard (Front & Rear)	○	○	
Side Moulding	Chrome	Chrome	
Side Sill Moulding	Black	Black	
Outside Weather Strip	○	○	
Spoiler	○	○	
Skid Plate	Chrome	Chrome	
Door			
Door Trim		Single Tone (Black)	Single Tone (Black)
Map Pocket		○	○
Door Outside Handle		Body Color	Body Color + Satin Chrome

Specifications

Variant		Smart	Signature
Door			
Door Inside Handle		Chrome	Chrome
Door Sash Blackout		Silver Beltline	Silver Beltline
Power Window		○	○
Rear Door Curtains		X	○
Roof			
Inside Rear View Mirror		ECM	ECM
Sun visor	Vanity Mirror	○ (D&P)	○ (D&P)
	with Illumination	○	○
Sunroof		○ (Panoramic)	○ (Panoramic)
Roof Rails		○ (Chrome)	○ (Chrome)
Antenna		Shark Fin	Shark Fin
Seat			
Seat Upholstery		Leather	Leather
Front Seat	Headrest	Up / Down	Up / Down
	Powered Seat Height Adjuster	○ (D+P)	○ (D+P)
	Power Seat	Driver 8-way / Passenger 8-way	Driver 10-way / Passenger 8-way
	Lumbar Support	Driver 2-way	Driver 4-way
	Memory Seats	X	Driver Only
	Heated Seats	○	○
	Ventilated Seat	X	○
	Centre Console Box	○	○
	Seat Back Pocket	○	○
Rear Seat	Headrest	Up/Down (LH/RH/Center)	Up/Down (LH/RH/Center)
	Armrest with Cup Holder	○	○
	Rear Seat Reclining	60:40 Folding	60:40 Folding
3rd Row Seats	Type	50:50 Folding	50:50 Folding
	Headrest	Up/Down (LH/RH)	Up/Down (LH/RH)
Seat Belt			
Seat Belt	Front	3 point ELR (with pretensioner & force limiter)	3 point ELR (with pretensioner & force limiter)
	Rear	3 point ELR (with pretensioner & force limiter)	3 point ELR (with pretensioner & force limiter)t
Child Restraint System		ISOFIX	ISOFIX

Specifications

Variant	Smart	Signature	
Lighting			
Front	Head Lamp	LED Lamps (Multi MFR)	Dual LED Lamps (Low & High Projection)
	Daytime Running Lamp	LED	LED
	Welcome Lamps	○	○
	Auto Light Control	○	○
Rear	Rear Combination Lamp	LED	LED
	High Mount Stop Lamp	LED (on Spoiler)	LED (on Spoiler)
	Rear Fog Lamp	LED	LED
Cabin	Front Personal Lamp	○ (LED)	○ (LED)
	Ambient Light	○	○
	Rear Reading Lamp	○ (LED)	○ (LED)
	Cargo Lamp	○ (Bulb)	○ (Bulb)
Instrument			
Cluster Type	12.3" Super Vision + Full TFT LCD Info + Rheostat	12.3" Super Vision + Full TFT LCD Info + Rheostat	
Head-up Display	X	○	
Comfort & Safety			
Parking Sensor	Front + Rear	Front + Rear	
Auto Cruise Control	○	○	
Steering Wheel Remote Control	○	○	
Remote Engine Start	○	○	
Paddle Shifters	○	○	
Rear Cross-Traffic Collision Warning (RCCW)	X	○	
Seat Belt Warning	Driver only	Driver only	
Battery Charger	Wireless Charger + 2 power outlets (180W)	Wireless Charger + 2 power outlets (180W)	
Blind Spot View Monitor	X	○	
Blind Spot Collision Warning	X	○	
Rear Occupant Alert	○ (without sensor)	○ (with sensor)	
Airbags	6 (Front, Side & Curtain)	6 (Front, Side & Curtain)	
Safe Exit Alert	X	○	

- The above values are results from internal testing and are subject to change after validation.
- Some of the equipment illustrated or described in this catalog may not be supplied as standard equipment and may be available at extra cost.
- Hyundai Nishat Motor (Private) Limited reserves the right to change specifications and equipment without prior notice.
- The color palettes shown may vary slightly from the actual colors due to the limitations of the printing process.
- Please consult your dealer for full information and availability on colors and trims.

*Specifications may vary without prior notice
**Terms & Conditions Apply

Specifications


Variant	Smart	Signature	
AVN			
Audio	AVN Screen Size	8" Display	8" Display
	AM / FM Radio	○	○
	MP3	○	○
Connectivity	USB / AUX	USB (x5)	USB (x5)
	Bluetooth	○	○
Android Auto & Apple Car Play	○	○	
Wireless Charging	○	○	
Camera	Rear View Camera	○	○
	Front View Camera	X	○
	Surround View	X	○
Number of Speakers	6	9 + 1 Woofer (Harman Kardon)	
Heater & Air Conditioner			
Air Conditioner	Auto Dual Zone (+ RR Manual)	Auto Dual Zone (+ RR Manual)	
Auto Defogger	○	○	
Rear AC Ventilation (2nd Row)	○	○	
3rd Row AC	○ (Manual control)	○ (Manual control)	
Wiper			
Rain-sensing Wipers	○	○	
Rear Wiper	○	○	



Wheel Tread (mm) 1,646
Wheel Width (mm) 1,900



Overall Length (mm) 4,785
Wheel Base (mm) 2,765



Overall Height (mm - including Roof Rack) 1,685 (1,710)



Wheel Tread (mm) 1,656

3 YEARS **100,000 km**
Warranty Coverage

*Whichever comes first
**Terms and conditions apply